




## SURFACE MOUNTED 5 POINT LOCKING WITH FULL WIDTH PUSH PLATES AND INTERLINK ARM FOR DOUBLE DOORS



Drawing Not to Scale.

**OPERATION**

Active leaf: 3 Point Locking with Full Width Push Plate

Passive leaf: 2 Point Locking with Full Width Push Plate

High security multi-point locking allows for a fast easy operation to open a rebated double doorset. A MICO 3 point high security bolt with push plate is fitted to the active leaf, and a 2 point MICO unit with push plate and interlink arm is fitted to the passive leaf. Pressing the push plate on the active leaf, which has the instruction PUSH TO OPEN on the point of use, immediately retracts the locking shoots at the top, bottom and on the leading edge of the active leaf. Pressing the push plate on the passive leaf, which has the same PUSH TO OPEN instruction on the point of use, immediately retracts the locking shoots at the top and bottom, and via the interlink arm also retracts the locking shoots at the top, bottom and on the leading edge of the active leaf, thus allowing both doors to open. This multi-point exit device allows for fast, single action operation to open the active leaf, or a single action operation on the passive leaf to open both doors as required. The unique light action automatic bolting upon door closure is fitted as standard.

The independently sprung bolts are steel, non-tapered with a 23mm throw, offering a high level of safety without compromising security.

The unit when ordered as a complete double door set is supplied with an interlink arm and a rim mounted striking plate for the 3rd point locking shoot ensuring a secure interlock between the active and passive leaves.

**APPLICATIONS**

Suitable for use in areas where members of the public, in the event of a panic situation may not be familiar with the operation of the exit device. The light action, ease of operation makes the MICO five point ideal for double escape doors requiring a higher level of security. Examples include local authorities, retail stores, retail parks, computer rooms, factories and schools.

**DIMENSIONS**

Standard height of 2150mm (can be reduced on site to suit)

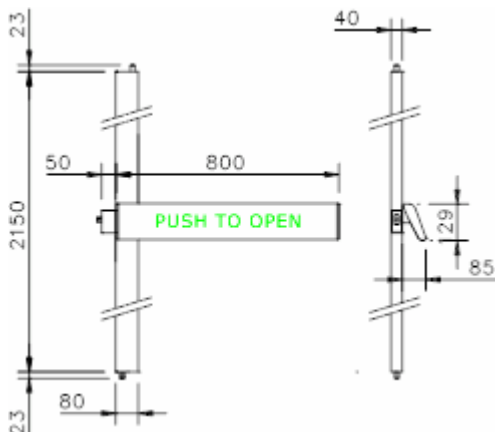
Extension kits also available, increasing the height to 3000mm

Non-standard height single piece units readily available to separate instructions.

Push plate width = 800mm (suitable for door widths 925mm - 1300mm)

Other widths readily available to order (push plate can be cut to size on site or in a workshop)

Mechanism zinc plated steel. External housings are aluminium.

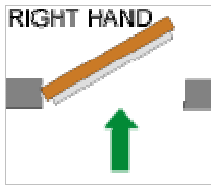
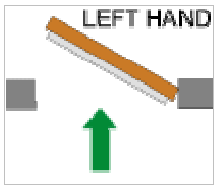




SAFETY AND SECURITY WITH STYLE

MICO 942-3 / 942

## SURFACE MOUNTED 5 POINT LOCKING WITH FULL WIDTH PUSH PLATES AND INTERLINK ARM FOR DOUBLE DOORS



### HANDING & DIRECTION

This unit is handed (LH or RH). When ordering double door units, specify the handing of the active leaf.

### OPTIONS

**Microswitching**

To order specify: 942-3 MS (self handing)  
To order specify: 942 MS (self handing)

**Key Dogging**

To order specify: 942-3 DC  
To order specify: 942 DC

**External Access**

See optional alternatives.

**Fixings**

High security dowel fixings available. To order specify: 94210-3 / 94210

**Receivers**

Dust proof and rim fixed receivers readily available. See optional alternatives.

**Finishes**

SAA finish supplied as standard. Wide range of other metallic and coloured (RAL) finishes available. Please ask for details.

HIGH SECURITY MULTI POINT LOCKING SYSTEMS