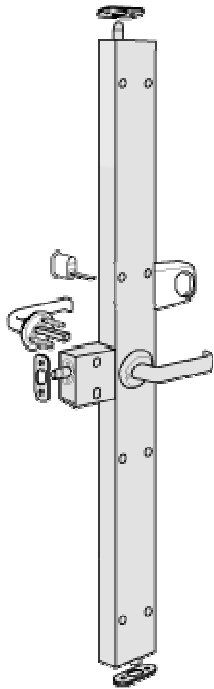
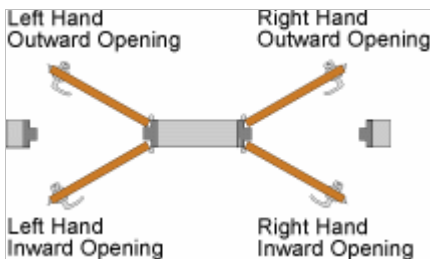
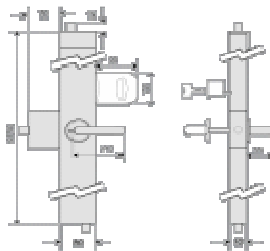




SURFACE MOUNTED UN-SPRUNG 3 POINT LOCKING WITH LEVER HANDLE AND MANUAL RIM DEADLOCK



Drawing Not to Scale. Drawing shows outward opening unit.



OPERATION

Operating the lever handle retracts the multi-point locking shoots at the top, bottom and on the leading edge of the door. This multi-point locking device allows for fast, single action operation to open the door. The door bolts are manually thrown to the locked position by lifting the lever handle to the horizontal position, then operating deadlock by key from outside or thumbturn from the inside. The bolts can be manually deadlocked in position when the door is closed by key from outside or thumbturn from the inside.

When unlocked by key from the outside or thumbturn from the inside, the handles may be operated to unlock the door. The bolts can be deadlocked by key or thumbturn when the door closes again. The bolts are steel with up to 23mm throw, and can be supplied tapered to maintain moisture resistant sealing around the door. This unit provides a very high level of security without compromising safety.

APPLICATIONS

Suitable for use in areas of high security 'lock and leave' applications where the door can be manually deadlocked to prevent access to non-keyholders. The light single action, ease of operation makes the MICO three point ideal for single escape doors requiring a higher level of security. Examples include cash rooms, remote silos, portable cabins and communications enclosures.

Suitable for inward or outward opening doors.

Suitable for use with cylinders other than a euro-profile cylinder.

DIMENSIONS

Standard height of 2150mm (can be factory cut to size)

Extension kits also available, increasing the height to 3000mm

Non standard height single piece units readily available to separate instructions.

Mechanism zinc plated steel. External housings are aluminium.

HANDING & DIRECTION

This unit is handed and directional. When ordering please specify hand (LH or RH) and direction of opening (inwards or outwards, IN or OUT), as shown on the left.

OPTIONS

Microswitching
Key Dogging
External Access

To order specify: 842-3L MRD MS (self handing)
N/A

Fixings

By key cylinder and external handle. (cylinder specified separately).

Receivers

High security dowel fixings available. To order specify: 84210-3L MRD
Dust proof and rim fixed receivers readily available. See optional alternatives.

Finishes

SAA finish supplied as standard. Wide range of other metallic and coloured (RAL) finishes available. Please ask for details.